FICHA TÉCNICA RECUPERADORES DE CALOR

RCF2.5_13DMTHA

RCF26DMTHA

RECUPERADORES DE CALOR DE FLUJOS CRUZADOS

MODELO			RCF2.5DMTHA	RCF5DMTHA	RCF8DMTHA	RCF13DMTHA	RCF26DMTHA
CAUDAL MAX.	m^3/h	(1)	325	610	1.090	1.550	3.100
		(2)	235	535	910	1.400	-
CAUDAL NOMINAL		m^3/h	250	500	800	1.300	2.600
PRESION DISPONIBLE		Pa	0 - 90	0 - 110	0 - 140	0 - 135	0 -115
EFICIENCIA TERMICA		%	73	76	76	74	74
EFICIENCIA	Frío	%	65	67	65	59	58
ENTALPICA	Calor	%	62	63	63	58	63
NIVEL SONORO (V.ALTA)		dB(A)	35	39	43	43	55
ALIMENTACION		V	220 / 1 / 50				
CABLE ALIMENT. / CONTROL		mm2	3 x 1,5 mm2 / 2 x 0,5 mm2				
CONSUMO		W	56	76	192	315	810
CONTROL	Velocidades		Motor DC, 10 Velocidades				
	Centralita		Mando por clable (Programable 7 días, reloj)				
	Comunicación		BMS (Modbus RS485)				
DIMENSIONES	Alto	mm	270	270	388	388	785
	Ancho	mm	600	904	1.134	1.216	1.499
	Fondo	mm	814	894	1.186	1.199	1.216
DIAMETRO BOCAS		ø mm	150	200	250	250	280 x 650
PESO		kg	27	38	72	81	190
FILTROS	Impulsión		Prefiltro + F9	Prefiltro + F9	Prefiltro + F9	Prefiltro + F9	Prefiltro + F9
	Extracción		Prefiltro	Prefiltro	Prefiltro	Prefiltro	Prefiltro

(1) Caudal de aire máximo a 0 Pa con filtro F7.
(2) Caudal de aire máximo a 100 Pa con filtro F7.
Resto de información con filtros a pie de tabla.
RCF-DMTHA (Erp-2018), Uso no residencial y bidireccional.

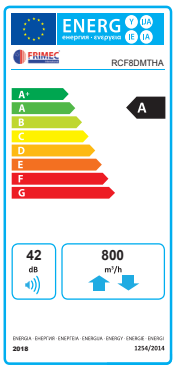

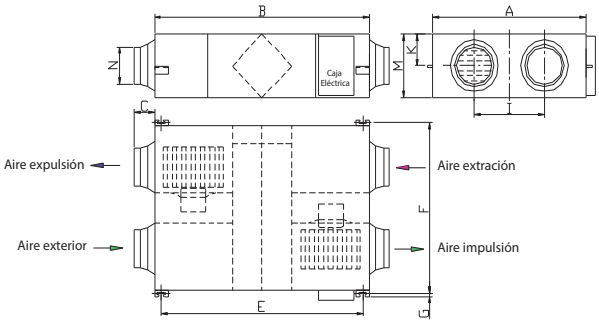

Modelo	A	B	C	E	F	G	I	K	M	N
RCF5DMTHA	904	894	107	754	960	19	500	111	270	φ194
RCF8DMTHA	1134	1186	85	1115	1190	19	678	170	388	φ242
RCF13DMTHA	1216	1199	85	1130	1273	19	621	171	388	φ242

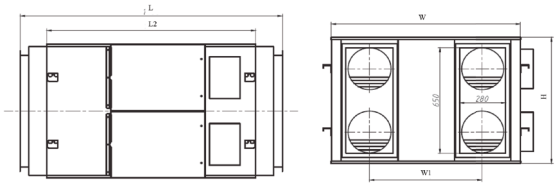

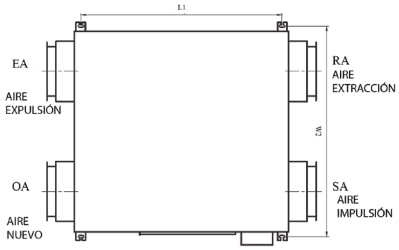

Modelo	L	L1	L2	W	W1	W2	H
RCF26DMTHA	1499	1130	1199	1216	760	1273	785

CURVAS CARACTERISTICAS

RCF2.5DMTHA

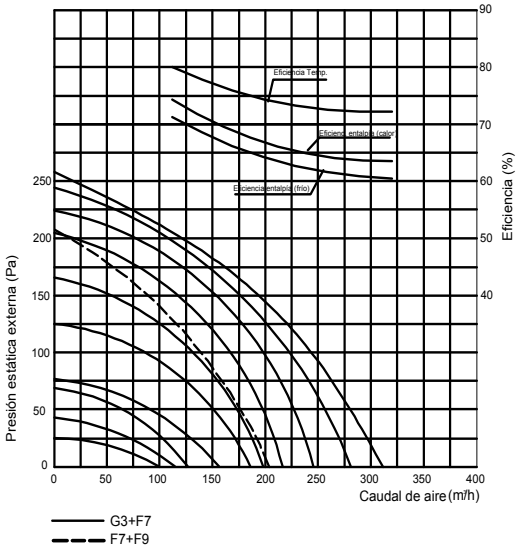

RCF5DMTH

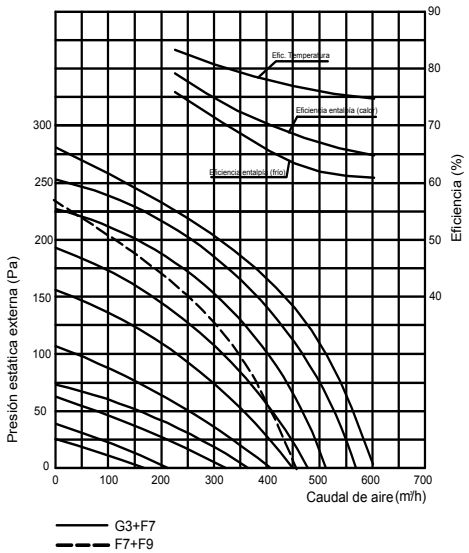

RCF8DMTH

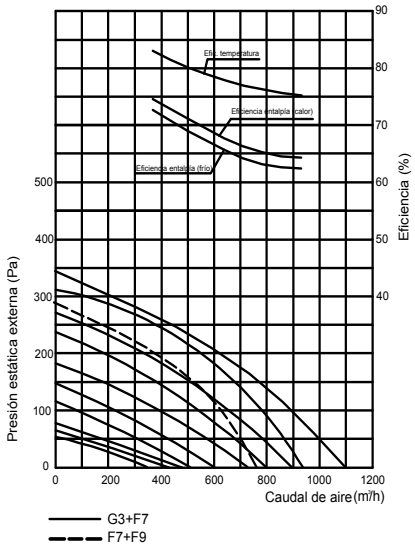

RCF13DMTH

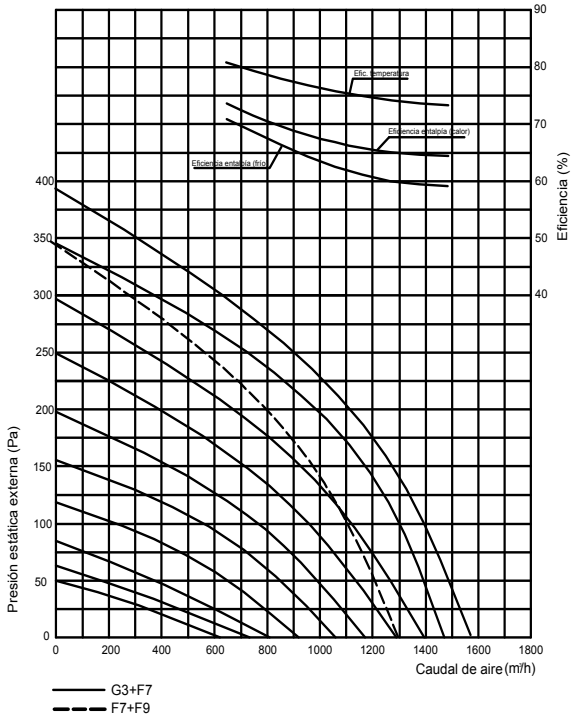
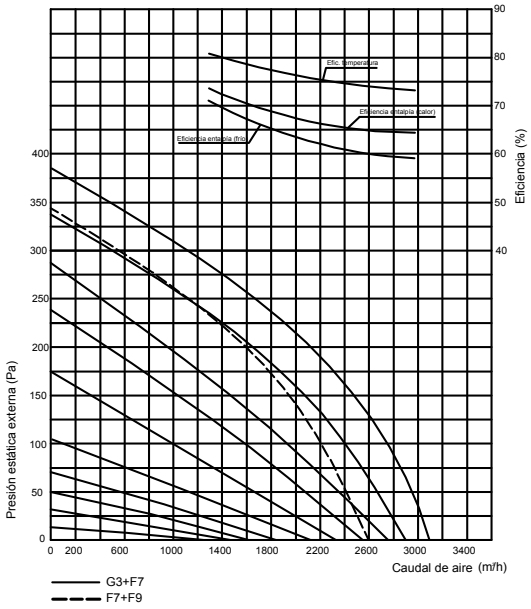
RCF26DMTH